

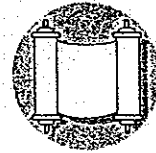


# Summer Reading Packet

Children Entering Grade 2



Hebrew Academy of Long Beach



June 2011

Dear Parents,

Once again we are emphasizing the importance of practicing reading over the summer. In order to facilitate this request, we have put together this packet for the children to return on the first day of school in September.

Your child's reading level will be sent home with your child, by the teachers, at the end of the school year. We encourage you to direct your child to use the leveled book list provided by your child's teacher when choosing books to read. For example, if your child is on Level J, please have him/her select books on that level to read for the summer. **Each child will be required to read one fiction and one nonfiction book from their level and to complete 4 enclosed worksheets/activities based on the books they choose. After reading the books on their level, they will be able to choose the assignments that interest them from the packet. They are expected to complete 2 non-fiction assignments and 2 fiction assignments.** We have also included a summer reading log which can be used if the children read additional books from their leveled list. Also attached is a copy of the Dolch Word List for grades K, 1 and 2. These are the most frequently used words found in books, and it is crucial that the children know the words on their level in order to be successful in reading.

Although students need and deserve "down time," a great deal of information can be forgotten during the summer. Research shows that **not** practicing during the summer causes a "summer slide" and a set back for students when they return in the fall. We want to avoid this at all costs!!!

Thank for your support. We are looking forward to an exciting and enriching 2011-2012 school year with your child. Have a fun-filled, enjoyable summer.


Sincerely,

*Angela Monda, Gail Rusgo (Am)*

Angela Monda

Gail Rusgo

Directors of General Studies



## My Summer Reading Log

Reading is due the first day of  
school in  
September.

Name \_\_\_\_\_ Grade \_\_\_\_\_ Teacher \_\_\_\_\_

1. Book Title _____
Author _____
Parent/Guardian Signature & Comment _____

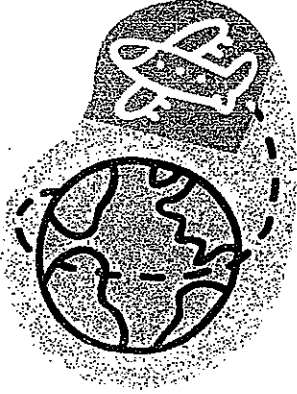
2. Book Title _____
Author _____
Parent/Guardian Signature & Comment _____

3. Book Title _____
Author _____
Parent/Guardian Signature & Comment _____

4. Book Title _____
Author _____
Parent/Guardian Signature & Comment _____

5. Book Title _____
Author _____
Parent/Guardian Signature & Comment _____

## Things to work on when reading a book:



- Ask questions!
- What is the title?
- Who are the characters?
- Who is the main character?
- Who is the author?
- What is the setting?
- Look for sight words in the story.
- Is there a problem in the story?
- Is there a solution in the story?
- Is the story real or make-believe?
- Show me something on the page that begins with \_\_\_\_\_ (a letter sound).

## Free websites for interactive phonemic awareness games:

[www.starfall.com](http://www.starfall.com)

[www.funbrain.com](http://www.funbrain.com)

[www.pbskids.org](http://www.pbskids.org)

[www.scholastic.com](http://www.scholastic.com)

[www.kids.yahoo.com](http://www.kids.yahoo.com)

[www.kids.nationalgeographic.com](http://www.kids.nationalgeographic.com)

[www.readinglady.com](http://www.readinglady.com)


[www.rbeaudoin333.homestead.com/sightvocab\\_1.html](http://www.rbeaudoin333.homestead.com/sightvocab_1.html)

<http://storynory.com> (has built in MP3 player for kids)

<http://www.storylineonline.net/>

<http://www.readprint.com/>

<http://www.magickeys.com/books/>



# Dolch Word List - Kindergarten, First, Second Grade

## Kindergarten

all	do	no	she	was
am	eat	now	so	well
are	four	on	soon	went
at	get	our	that	what
ate	good	out	there	white
be	have	please	they	who
black	he	pretty	this	will
brown	into	ran	too	with
but	like	ride	under	yes
came	must	saw	want	
did	new	say		

## Grade 1

after	fly	his	old	take
again	from	how	once	thank
an	give	just	open	them
any	giving	know	over	then
as	had	let	put	think
ask	has	live	round	walk
by	her	many	some	were
could	him	of	stop	when
every				

## Grade 2

always	does	its	sit	very
around	don't	made	sleep	wash
because	fast	many	tell	which
been	first	off	their	why
before	five	or	these	wish
best	found	pull	those	work
both	gave	read	upon	would
buy	goes	right	us	write
call	green	sing	use	your
cold				

NON-FICTION WORKSHEETS  
(USE FOR NON-FICTION BOOK THAT THE  
CHILD READ ON HIS/HER LEVEL. COMPLETE  
2 OUT OF 3 NON -FICTION SHEETS)



GRAPHIC ORGANIZER - Prior Knowledge

Name \_\_\_\_\_


Book \_\_\_\_\_

Topic \_\_\_\_\_



Before Reading

I know



After Reading

I learned

## My Favorite Part Of The Story

Name \_\_\_\_\_ Parent/Guardian Signature \_\_\_\_\_

Book Title \_\_\_\_\_

Author \_\_\_\_\_

What was your favorite part of the story?  
Draw a picture that was your favorite.



**FICTION WORKSHEETS/WAYS TO RESPOND**  
**TO LITERATURE**  
**(USE FOR FICTION BOOK THAT THE**  
**CHILD READ ON HIS/HER LEVEL.**  
**COMPLETE 2 OUT OF 4 FICTION**  
**SHEETS/ACTIVITIES)**

# Mapping the Story

Story Title

\_\_\_\_\_  
\_\_\_\_\_

Author

\_\_\_\_\_

Setting

\_\_\_\_\_  
\_\_\_\_\_  
\_\_\_\_\_  
\_\_\_\_\_

Main Character(s)

\_\_\_\_\_  
\_\_\_\_\_  
\_\_\_\_\_  
\_\_\_\_\_

Other Character(s)

\_\_\_\_\_  
\_\_\_\_\_  
\_\_\_\_\_  
\_\_\_\_\_

Problem(s)


\_\_\_\_\_  
\_\_\_\_\_  
\_\_\_\_\_  
\_\_\_\_\_

Main Events  
(what happens)

\_\_\_\_\_  
\_\_\_\_\_  
\_\_\_\_\_  
\_\_\_\_\_

Solution

\_\_\_\_\_  
\_\_\_\_\_  
\_\_\_\_\_  
\_\_\_\_\_



ame \_\_\_\_\_



edHelper.

Date \_\_\_\_\_

Name

Description


Friends

Enemies

What they did

What they did

# GRAPHIC ORGANIZER



## Fiction

Name: \_\_\_\_\_  
Story Title: \_\_\_\_\_

**Characters:**

---

---

---

---

---

**Setting:**

---

---

---

---

---

**Beginning:**

**Middle:**

**End:**

Fiction

Write the characters and setting of the story. Draw a picture of one event from the beginning, one event from the middle and one event from the end of the story.

Name: \_\_\_\_\_

Date: \_\_\_\_\_


# Question It!

Title: \_\_\_\_\_

Who?



What?



Where?



When?



Why?



## Additional Ways to Respond to Literature

1. Advertisement
2. Book Cover/Jacket
3. Board Game
4. Brochure/Pamphlet
5. Cartoon Strip
6. Commercial
7. Collage
8. Create a memory box (fill with special memories/mementoes about a character)
9. Crossword Puzzle
10. Diary
11. Diorama
12. Game Show
13. Interview
14. Letter to Author or Character
15. Mural
16. Map
17. Make a Tee Shirt
18. Mobile
19. News Report
20. Newspaper Article
21. Play
22. Poster
23. Post Card
24. Power Point
25. Questionnaire
26. Quiz
27. Recipe
28. Scrapbook
29. Song/Rap
30. Speech
31. Time Line
32. Venn Diagram
33. Write a telephone conversation between two characters
34. Write a poem
35. Write why you would/would not like to change places with a character