

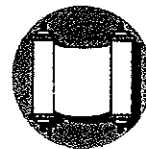


Summer Math Packet

Children Entering Grade 5



Hebrew Academy of Long Beach



June 2011

Dear Parents,

In order to succeed at mastering a skill, a person must practice. For example, both musicians and athletes practice on a regular basis. The same is true for a student. Although students need and deserve some "down time," a great deal of information can be forgotten during the summer.

By fostering a positive approach to the completion of this math packet, you will help your child learn and retain important math skills and concepts. Your cooperation in assuring that the summer work is completed will contribute to your child's future success in school.

This year's summer math program consists of a packet of materials. This packet was created to align with the math curriculum taught during the school year. The packet provides additional practice in math during the summer. There are between 15 and 20 key topics that will be addressed in the packet. The problems are set up to review, maintain and deepen the skills and concepts learned this year. Each student is **required** to complete the green pages in the packet. These pages are meant to assess each student's ability to apply the concepts that have been learned. When a child has difficulty with a concept while working on a green page, he/she can refer to the blue pages that correspond to the topic in question. The blue pages can also serve as additional review if you feel that your child would benefit from it. They are **not required**. The gold pages will serve as enrichment for the students who seek a challenge throughout the summer. Finally, the pink pages are basic-fact sheets. Many of our students have difficulty remembering number facts, especially in multiplication. As a result, other topics that relate to multiplication become problematic for them. You may want to use these sheets as mental math reviews or set a timer and have your child work to correctly solve as many problems as he/she can within 3 minutes. We would also like to recommend **Timez Attack**, a highly motivational computer game for multiplication and division facts. The free downloadable version of this game can be found at www.bigbrainz.com.

Thank you for your support. We are looking forward to an exciting and enriching year with your child. Enjoy the summer!

Sincerely,



Angela Monda and Gail Rusgo
Directors of General Studies

REQUIRED MATH WORK
GREEN PAGES

Name _____

Give each answer.

Tell the place value of the underlined digit.

1. 5,768

2. 7,085

3. 67,915

Write the value of the underlined digit.

4. 160,405,100

5. 158,778,055

Write each number in word form.

6. 5,703

7. 67,234,510

8. 356

9. 8,970

Compare. Write $<$, $>$, or $=$ for each \bigcirc .

10. 312,654 \bigcirc 312,546

11. 89,213 \bigcirc 89,321

12. 456 \bigcirc 446

13. 70 \bigcirc 70

Name _____

Order each set of numbers from greatest to least.

14. 156,410; 105,334; 75,900;
115,989

15. 2,099,150; 898,430; 2,801,887;
2,880,150

Round each number to the place value of the underlined digit.

16. 6,543

17. 321,987

18. 94,801

19. 20,199

Write each amount with a dollar sign and a decimal point.

20. 2 dollars + 5 dimes + 8 pennies

21. 6 dollars + 7 pennies

Write how much change you would receive if you paid with the bills shown below.

22. Cost: \$21.22



23. Cost: \$7.62




24. **Writing to Explain** Write a number that has 8 in the thousands place, 1 in the millions place, and 5 in the hundreds place.

Name _____

Give each answer.

Write an addition sentence and a multiplication sentence for each picture.





Skip count to find the number that comes next.

3. 10, 12, 14, 16, ?

4. 25, 30, 35, 40, ?

5. 18, 27, 36, 45, ?

Write the missing number.

6. $7 \times 1 = 1 \times \underline{\quad}$

7. $6 \times 8 = \underline{\quad} \times 6$

Use breaking apart to find each product.

8. 7×5

$(7 \times 2) + (7 \times \underline{\quad})$

$\underline{\quad} + \underline{\quad} = \underline{\quad}$

9. 3×4

$(1 \times 4) + (\underline{\quad} \times 4)$

$\underline{\quad} + \underline{\quad} = \underline{\quad}$

10. 6×12

$(3 \times 12) + (\underline{\quad} \times 12)$

$\underline{\quad} + \underline{\quad} = \underline{\quad}$

Name _____

Find each product.

1. 1×9

2. 4×0

3. 7×6

4. 8×4

5. 2×9

6. 5×5

7. 3×4

8. 4×7

Find each product.

9. 5×10

10. 11×4

11. 12×5

12. **Writing to Explain** How can you find the product of 11×12 ?

Name _____

Give each answer.

Draw pictures to help you divide.

1. Matthew has 12 baseball cards. He wants to put the same number on each of four pages. How many cards should be on each page?

2. Amanda has 18 teddy bears. She puts them into equal groups on 3 shelves. How many bears are on each shelf?

3. Mrs. Sanchez has 25 screwdrivers. She puts them in 5 equal rows. How many screwdrivers are in each row?

Write a fact family for each set of numbers.

4. 4, 6, 24

5. 3, 9, 27

6. 5, 8, 40

Name _____

Topic 5
Free-Response Test

Give each answer.

Use basic facts to help you multiply.

1. 40×2

2. 70×9

3. 6×400

4. 5×800

Use breaking apart to find each product mentally.

5. 5×22

$(5 \times \underline{\quad}) + (5 \times \underline{\quad})$

6. 8×59

$(8 \times \underline{\quad}) + (8 \times \underline{\quad})$

Use compatible numbers to find each product mentally.

7. 3×58

$(3 \times \underline{\quad}) - (3 \times \underline{\quad})$

Estimate each product by rounding.

8. 92×4

9. 5×209

10. 708×7

Use mental math and compatible numbers to solve.

11. Jake collected 36 cans for recycling each day for 7 days. How many cans did Jake collect in all?


Draw an array to show each product. Write each partial product. Then write the product.

12. 3×15



Name _____

13. 4×22



Find each product. Draw a picture if you need to.

14. $\begin{array}{r} 33 \\ \times 2 \\ \hline \end{array}$

15. $\begin{array}{r} 26 \\ \times 5 \\ \hline \end{array}$

Find each product.

16. $\begin{array}{r} 81 \\ \times 9 \\ \hline \end{array}$

17. $\begin{array}{r} 63 \\ \times 4 \\ \hline \end{array}$

18. $\begin{array}{r} 39 \\ \times 6 \\ \hline \end{array}$

Find each product.

19. $\begin{array}{r} 224 \\ \times 6 \\ \hline \end{array}$

20. $\begin{array}{r} 306 \\ \times 5 \\ \hline \end{array}$

21. $\begin{array}{r} 198 \\ \times 7 \\ \hline \end{array}$

22. $\begin{array}{r} 312 \\ \times 8 \\ \hline \end{array}$

23. $\begin{array}{r} 178 \\ \times 4 \\ \hline \end{array}$

24. **Writing to Explain** Oak Hill Elementary School has 7 fourth grade classrooms. Each class has about 23 students. What is a reasonable estimate of the number of fourth graders in Oak Hill Elementary School? Explain why.

Name _____

Give each answer.

Multiply to find each product.

11.
$$\begin{array}{r} 43 \\ \times 50 \\ \hline \end{array}$$

12.
$$\begin{array}{r} 82 \\ \times 23 \\ \hline \end{array}$$

13.
$$\begin{array}{r} 66 \\ \times 30 \\ \hline \end{array}$$

14.
$$\begin{array}{r} 29 \\ \times 18 \\ \hline \end{array}$$

15. 45×72

16. 60×54

Use mental math to find each product.

17. $1,600 \times 20$

18. $2,200 \times 30$

19. 440×50

20. $8,000 \times 60$

21. **Writing to Explain** Students can adopt an animal at the zoo for \$20 each. If the students collect \$680, can they adopt 40 animals?

Name _____

Topic 8
Free-Response Test

Give each answer.

Use patterns to find each quotient.

1. $48 \div 8$

$480 \div 8$

Use mental math to divide.

2. $630 \div 9$

Estimate each quotient. Write the fact you used.

3. $58 \div 3$

4. $283 \div 5$

Draw a picture to solve. Write how many items are in each group and how many are left over.

5. Michael has 20 crackers and 3 plates. He puts the same number of crackers on each plate. How many crackers does Michael put on each plate?

How many crackers are left over?

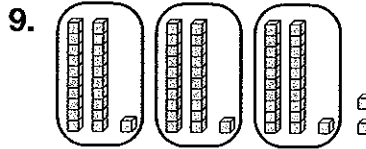
Divide. Write the remainder.

6. $6 \overline{)69}$

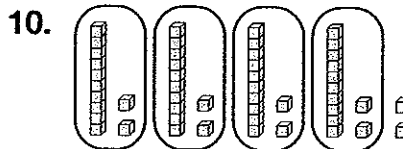
7. $4 \overline{)78}$

8. $6 \overline{)52}$

Use the model to complete the division sentence.



$65 \div \underline{\quad} = \underline{\quad}$



$50 \div \underline{\quad} = \underline{\quad}$

Find each quotient.

11. $5 \overline{)63}$

12. $6 \overline{)98}$

Name _____

13. $4\overline{)846}$

14. $2\overline{)757}$

Divide.

15. $7\overline{)654}$

16. $9\overline{)614}$

17. $4\overline{)408}$

18. $3\overline{)922}$

List all the factors of each number.

19. 18

20. 25

21. 29

22. Circle each prime number in the chart below. Draw a square around each composite number.

1	2	3	4	5
6	7	8	9	10
11	12	13	14	15
16	17	18	19	20

23. **Writing to Explain** Tyler has 83 football cards that he wants to put into an album. Each page holds 6 cards. How many pages will he need? How many spaces will he have left for new cards? Explain your answer.

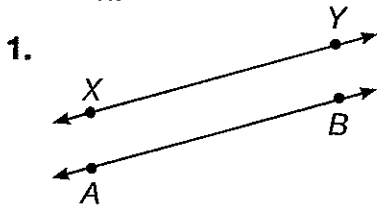


Name _____

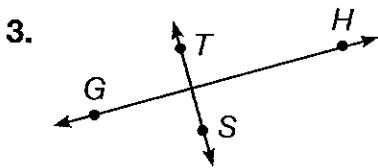
Topic 9
Free-Response Test

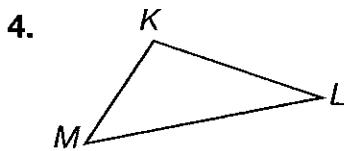
Give each answer.

Use geometric terms to describe what is shown.

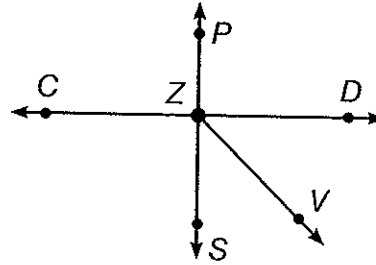


2. $\bullet F$





Use the figure below for Exercises 5 through 10.



5. Name a right angle.

6. Name a ray.

7. Name an obtuse angle.

8. Name a straight angle.

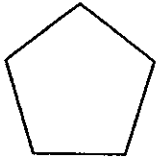
9. Name a line segment.

10. Name an acute angle.

Name _____

Identify each figure.

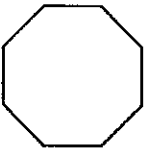
11.



12.



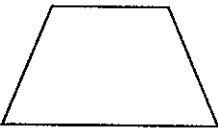
13.



14.



15.

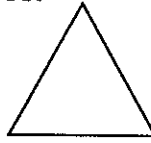


16.

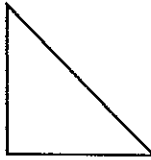


Classify each triangle by its sides and angles.

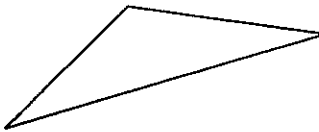
17.



18.



19.



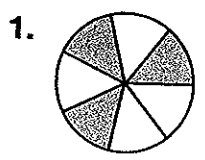
20. Writing to Explain Draw parallel lines with a line intersecting them on an angle. Label and name 2 different angles.

Name _____

Topic 10
Free-Response Test

Give each answer.

Write a fraction to describe the shaded parts of each region or set.






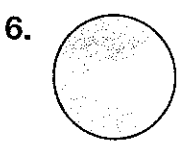
Draw a model for each fraction.

3. $\frac{2}{5}$ of a set

4. $\frac{5}{8}$ of a region

Estimate the fractional part that is shaded.





Tell what fraction each person gets when they share equally.

7. Three boys share 2 granola bars.

8. Four girls share 1 roll of tape.

9. Five friends share 3 carrots.

Write an equivalent fraction.

10. $\frac{1}{5}$

11. $\frac{3}{4}$

12. $\frac{5}{8}$

Write each fraction in simplest form.

13. $\frac{3}{6}$

14. $\frac{12}{16}$

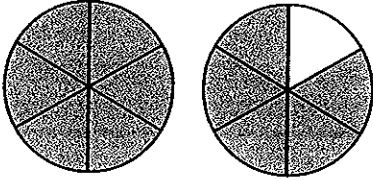
15. $\frac{6}{15}$

Name _____


Give each answer.

Write an improper fraction and a mixed number for the shaded parts.

16.

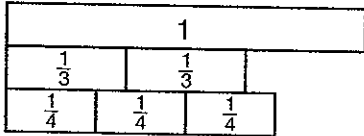


17.



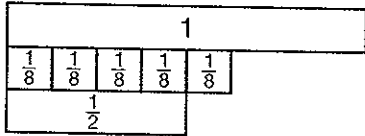
Compare. Write $>$, $<$, or $=$ for each \bigcirc .

18.



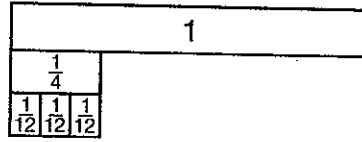
$$\frac{2}{3} \bigcirc \frac{3}{4}$$

19.



$$\frac{5}{8} \bigcirc \frac{1}{2}$$

20.



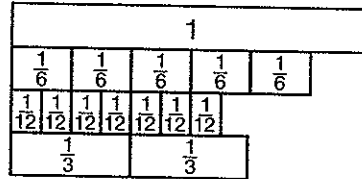
$$\frac{1}{4} \bigcirc \frac{3}{12}$$

21. $\frac{1}{5} \bigcirc \frac{1}{9}$

22. $\frac{3}{8} \bigcirc \frac{5}{7}$

Write each set of fractions in order from least to greatest.

23.



$$\frac{5}{6}, \frac{7}{12}, \frac{2}{3}$$

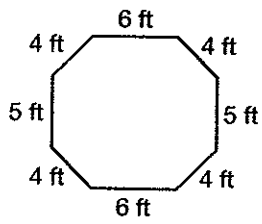
24. $\frac{2}{12}, \frac{2}{10}, \frac{2}{14}$

25. $\frac{1}{5}, \frac{3}{10}, \frac{1}{4}$

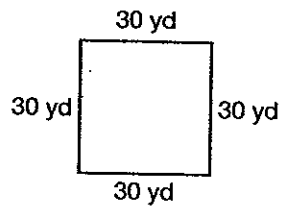
26. **Writing to Explain** Write 3 fractions in order from greatest to least. Then explain how you know they are in order.

Find the perimeter of each figure.

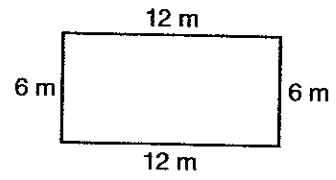
1.



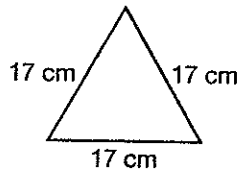
2.



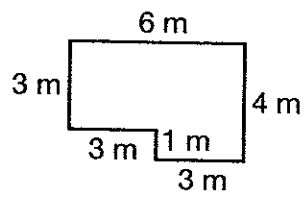
3.



4.



5.



6.

